A large yellow graphic overlay on the right side of the page, featuring a stylized tree icon in the top right corner. The text is centered within this overlay.

STRUCTAFLOR®  
PARTICLEBOARD  
FLOORING  
QUICK GUIDE



# MAKE SURE IT'S STRUCTAFLOR

Structaflor® is easily identifiable by its dark surface appearance and colour-coded tongues and coated edges.

Structaflor has unique colour-coded tongues to identify thickness:

Yellow Tongue® – 19 mm

Red Tongue® – 22 mm

Blue Tongue® – 25 mm

Structaflor has coloured edge wax coating to identify floor type:

Yellow Edge – Structaflor  
General Purpose

Red Edge – Structaflor Terminator®

Blue Edge – Structaflor R-flor®

## Features and Benefits

- Inbuilt moisture protection  
Wax impregnated throughout  
Edge wax coated  
No need to seal uncut edges
- Proven performance
- Trusted by builders for 40 years
- Third party certified by the Engineered Wood Products Association of Australasia
- Produced in Australia from sustainability grown Australian plantation pine

FOR A QUALITY FLOOR  
MAKE SURE IT'S STRUCTAFLOR



Structaflor



Structaflor R-flor



Structaflor Terminator














## PRODUCT DESCRIPTION

The Structaflor range is a structural grade particleboard sheet flooring manufactured in Australia to comply with the requirements for Particleboard Flooring, Class I, in AS/NZS 1860.1, Particleboard

Flooring. Structaflor Terminator and Structaflor R-flor have termite protection and Structaflor R-flor includes a layer of foil insulation for improved thermal performance.

**Table 1: Structaflor product range**

Product	Thickness (mm)	Max. Joist Spacing (mm)	Structaflor		Structaflor Terminator		Structaflor R-flor	
			900 x 3600 mm 3.24 m <sup>2</sup>	600 x 3600 mm 2.16 m <sup>2</sup>	900 x 3600 mm 3.24 m <sup>2</sup>	600 x 3600 mm 2.16 m <sup>2</sup>	900 x 3600 mm 3.24 m <sup>2</sup>	600 x 3600 mm 2.16 m <sup>2</sup>
Yellow Tongue®	19	450						
Red Tongue®	22	600						
Blue Tongue®	25	600						

## APPLICATIONS AND BENEFITS

The Structaflor range is ideal for sub-floors, suspended floors in multi-storey construction, alterations and additions and commercial applications. Use for timber sub-floor and mid-floor systems provides advantages including:

- Reduced site impact as there is less need for bulk site excavation, earth retaining walls and special drainage
- Easier construction for split level and double storey designs
- Greater adaptability to later extensions or alterations
- Simple, economical installation of central heating, plumbing and electrical wiring
- Underfloor space for storage and water tanks
- Flexibility to choose from a variety of floor coverings

## TERMITE PROTECTION AVAILABLE

Structaflor Terminator and Structaflor R-flor are resistant to termites in all parts of Australia. They conform to H2 level treatment requirements and come with a guarantee from Koppers.

Conditions apply. See [www.kopperspc.com.au](http://www.kopperspc.com.au) for details.



## IMPROVED THERMAL PERFORMANCE

Structaflor R-flor is particleboard flooring that has been laminated with a metallized foil layer on the underside of the board, in order to:

- Increase total R-Value of flooring system
- Improve thermal performance and comfort
- Reduce heat loss and energy use
- Improve ease of installation compared to adding sub-floor insulation

## EXPOSURE, STORAGE AND HANDLING

Structaflor may be exposed to the weather for up to three months, however it is always advisable to enclose the building as soon as possible after laying the floor. Any ponded water should be removed as soon as practicable. This can be achieved by drilling holes of 3 mm maximum diameter at not less than 1 metre spacing through the floor where ponding occurs and sweeping water away.

When storing outside, ensure packs are kept clear of the ground. Cover with waterproof sheeting laid on timber battens so that air circulates freely between the waterproof cover and the product. Handle and stack with care to avoid damage. Always wear dust mask, goggles and gloves when working with wood products. Refer to the website for Safety Data Sheet.

## PRODUCT QUALITY

Structaflor is manufactured under a third party audited quality control programme and is product certified by the

Engineered Wood Products Association of Australasia as compliant with AS/NZS 1860.1, Particleboard Flooring.

Mt Gambier Lic No 002,  
Oberon Lic No 005,  
Gympie Lic No 006



## AUSTRALIAN PLANTATION PINE

Structaflor particleboard flooring is produced in Australia from sustainably grown Australian plantation pine. Environmental credentials are detailed in the Wood Solutions 'Environmental Product Declaration: Particleboard' available to download at [www.bit.ly/24yPxMr](http://www.bit.ly/24yPxMr)

## INSTALLATION

---

View complete installation instructions using the floorIT site app or online at [structaflor.com.au](http://structaflor.com.au)

To download simply open your App store and search "floorIT site"

Refer to AS1860.2 Particleboard Flooring Part 2: Installation, for the minimum performance requirements for the installation of particleboard flooring, which are acceptable to building authorities in Australia.



PO Box 425  
Box Hill Victoria 3128  
Australia

Phone 1300 658 828

[www.structaflor.com.au](http://www.structaflor.com.au)

### IMPORTANT NOTICE AND WARNING

While the products in this document possess the characteristics described, no representation is made that the products will be effective in all locations and circumstances. Much depends upon building design, construction practices and the environment in which the products are used. Statements about the attributes and performance characteristics of the products are made on the assumption that the products are properly stored, handled, installed, used and maintained in their relevant application.

You should not rely solely on this document when using the products. Carter Holt Harvey recommends obtaining professional building advice which takes into account your particular circumstances and site conditions. Carter Holt Harvey is not involved in, and does not assume responsibility for, the selection, installation or maintenance of our products in situ.

Failure to install Carter Holt Harvey products in accordance with applicable building regulation requirements and instructions may lead to personal injury, loss or damage, and may adversely affect the performance of the products.